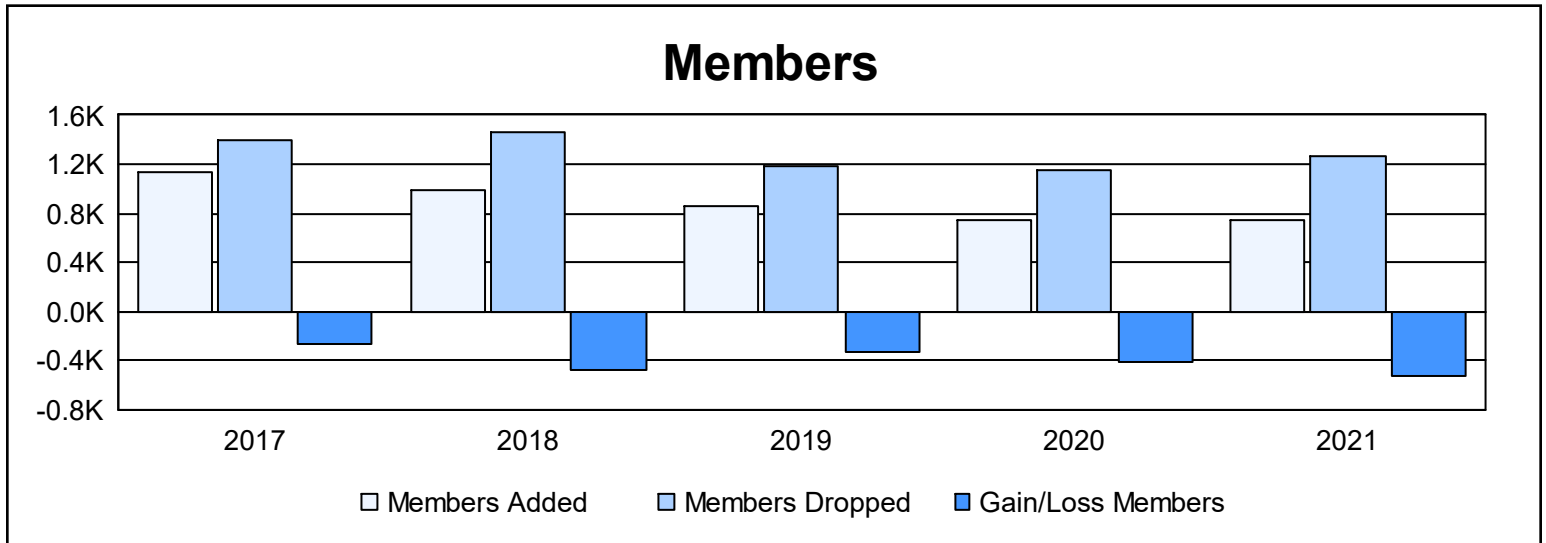
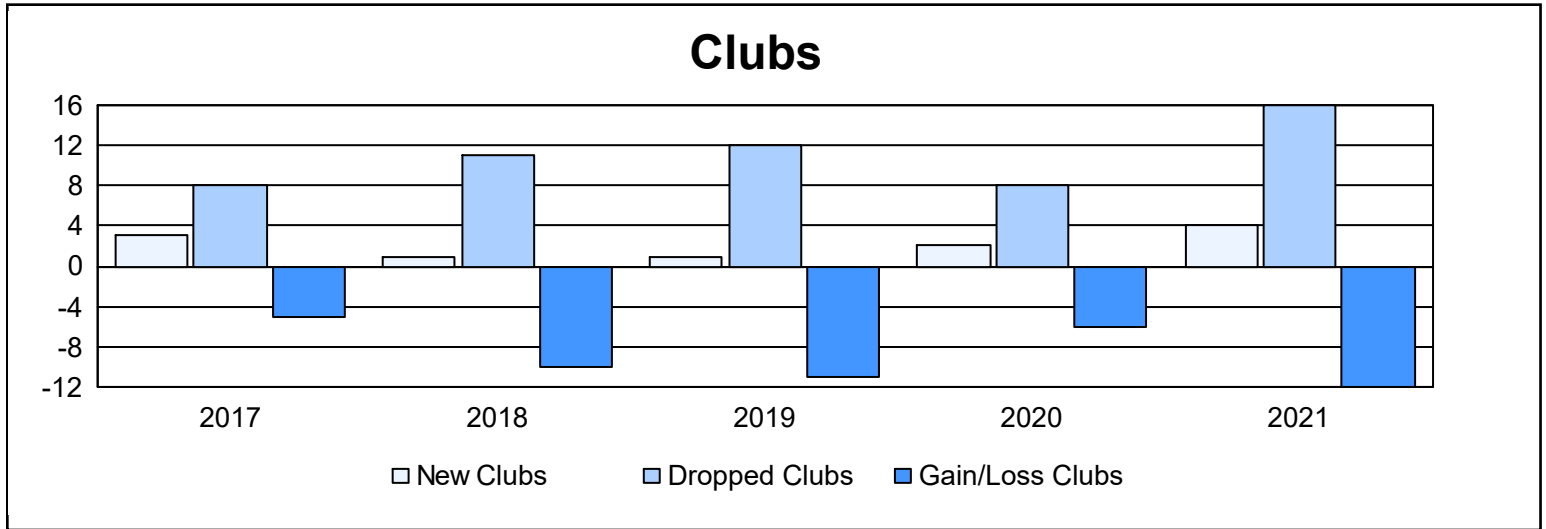
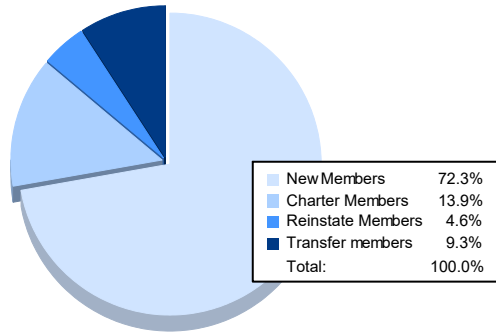


| Year           | New Clubs | Dropped Clubs | Gain/ Loss Clubs | New Members | Charter Members | Reinstate Members | Transfer Members | Total Member Added | Total Members Dropped | Gain/ Loss Members |
|----------------|-----------|---------------|------------------|-------------|-----------------|-------------------|------------------|--------------------|-----------------------|--------------------|
| 2016-2017      | 3         | 8             | -5               | 964         | 90              | 35                | 38               | 1,127              | 1,393                 | -266               |
| 2017-2018      | 1         | 11            | -10              | 836         | 37              | 36                | 76               | 985                | 1,462                 | -477               |
| 2018-2019      | 1         | 12            | -11              | 731         | 38              | 48                | 34               | 851                | 1,181                 | -330               |
| 2019-2020      | 2         | 8             | -6               | 583         | 58              | 56                | 48               | 745                | 1,149                 | -404               |
| 2020-2021      | 4         | 16            | -12              | 537         | 103             | 34                | 69               | 743                | 1,271                 | -528               |
| <b>Average</b> | <b>2</b>  | <b>11</b>     | <b>-9</b>        | <b>730</b>  | <b>65</b>       | <b>42</b>         | <b>53</b>        | <b>890</b>         | <b>1,291</b>          | <b>-401</b>        |



### Membership Composition June 2021 Cumulative



### Gender Composition June 2021 Cumulative

